

COMFORT TO TAKE TIREDNESS AWAY.

This bus offers great comfort for the driver and the passengers. Its plush interiors will make students forget a tough day at school.

- Power steering in 33 and 41 seater
- Easily accessible controls
- 4-way adjustable driver seat
- Quarter window for ventilation
- Driver steps and grab handles at convenient locations
- Pull type sun visor and bottle holder
- Specially optimised suspension
- Spacious gangway
- Soft cushioned door handle and inclined grab rail at step partition
- Metal bag racks below all seats
- Provision for speakers
- Utility hook for water bottles
- Dickey at rear for utility
- Sports kit carrier

Ergonomically designed driver area



Emergency exit



Peep window for pedestrian safety



Sports kit carrier

SAFETY THAT INSPIRES TRUST.


The safety features installed in a Cosmo School Bus do a lot more than just fulfilling government norms. They actually provide parents with the assurance that their children are absolutely safe during their journey.

- Strong tubular structure
- Metallic front and rear fascia
- Full length foot step for extra safety
- Stanchion pipes
- Two emergency exits
- Heavy duty window guard rails
- Air brakes in 33 and 41 seater
- Anti-skid vinyl flooring with silicon carbide particles
- Padded hatrack
- Bigger grab handles on seats
- Bigger windshield for all round visibility
- Peep windows on both sides
- Chin guards
- Low entry foot step
- First aid kit and fire extinguisher

Stanchion pipes and bigger grab handles



Full length foot step




Padded hatrack



ENGINEERED FOR PROFIT.

The Cosmo comes with the advanced CRDe engine which gives you an experience of great performance without compromising on profits. This CRDe engine delivers optimum power and superior fuel economy. At the same time, it makes sure the environment breathes a little easier.

- Better pick-up with CRDe technology
- Lowest noise vibration harshness level for extra comfort
- Better fuel combustion which cuts down fuel wastage and emissions
- Better pulling power



MAINTENANCE THAT'S LOW ON EXPENSE AND EFFORT.

Just like any other Mahindra vehicle, the Cosmo school bus is also easy to maintain. It is built to deliver smooth performance and also last long. But when it does need a bit of work or a few spares, you can rest assured your service bill will not give you an unpleasant surprise.

- Tried and tested Mahindra CRDe engine
- High fuel efficiency; best-in-class mileage
- Easily available spare parts
- Round headlamps which are easily available at reasonable prices
- Front and rear fascia in metal
- Multiple pieces of metallic bumper for low maintenance
- Sliding type battery tray

STYLE THAT SETS A NEW TREND.

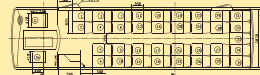
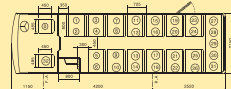
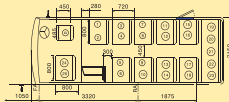
The Cosmo's style is sure to turn a lot of heads. It has been designed to reflect the times, with features that make it a benchmark for other school buses.

- New trendy curved-line design
- Attractive front and rear fascia
- Vibrant seat upholstery
- Bright and airy interiors



Technical Specifications

MODEL	26 SEATER T26 BSIV 2.6 ltr.	33 SEATER T33 BSIV 3.3 ltr.	41 SEATER T41 BSIV 3.3 ltr.
GVW (kgs)	5600	7855	8785
Seating Capacity	25+D	32+D	40+D
DIMENSIONS (mm)			
Wheelbase	3320	4200	4800
Overall Length	6410	7900	8860
Overall Width	2190	2190	2190
ENGINE	NEF 2.6 ltr.	NEF 3.3 ltr.	NEF 3.3 ltr.
Max. Power (hp)	80 hp @ 3200 RPM	115 hp @ 2800 RPM	115 hp @ 2800 RPM
Max. Torque (Nm)	205 Nm @ 1800-2200 RPM	325 Nm @ 1600-2200 RPM	325 Nm @ 1600-2200 RPM
Type	CRDe	CRDe	CRDe
CLUTCH			
Type	Dry Single Plate Hydraulic, Dia 240mm	Dry Single Plate, Dia 280mm	Dry Single Plate, Dia 280mm
GEARBOX			
Type	Manual Synchromesh	Manual Synchromesh	Manual Synchromesh
No. of Speeds	5 Forward and 1 Reverse	5 Forward and 1 Reverse	5 Forward and 1 Reverse
WHEELS & TYRES			
Tyre	7 x 16 - 12 PR	7.50 x 16 - 16 PR	8.25 x 16 - 16 PR
SUSPENSION			
Type	Semi Elliptical Leaf Spring	Leaf Spring with Telescopic Shock Absorbers (Front and Rear)	Leaf Spring with Telescopic Shock Absorbers (Front and Rear)
STEERING			
Type	Manual	Power	Power
BRAKES			
Type	Hydraulic Vacuum Assisted, Dual Circuit with TMC & with Auto Adjuster	Pneumatic, Dual-Circuit S-Cam with Auto Slack Adjuster	Pneumatic, Dual-Circuit S-Cam with Auto Slack Adjuster
FUEL TANK			
Capacity (ltr.)	75	120	120



Dugar Brothers & Sons Pvt. Ltd.
Balaju, Kathmandu, Nepal
Tel.: 01-4382455



Authorised Dealer

Mahindra
Rise.

Truck and Bus Division

THE NEW COSMO SCHOOL BUS.
SAFETY MEETS PROFITABILITY.

